

September
2024

Welcome
to Aspen!

Mrs Davies & Mrs Read

Advice
from an
ASPEN

- Be Colorful
- Stand Proud
- Enjoy the Golden Sun
- Celebrate Change
- Stick Together
- Always See Eye
to Eye
- Root for Each Other!



Room 3



Aspen

Teacher Profile:

Mrs Davies

Monday, Tuesday &
Wednesday

Welcome to Spruce

I am really looking forward to being your teacher next year! 😊

Facts about me

- I am always singing- including grammar and Maths songs
- I love shopping and animals
- I am always talking about my black Labradors Louie and Sky.



Teacher Profile:

Mrs Read

Thursday & Friday

Welcome to Spruce

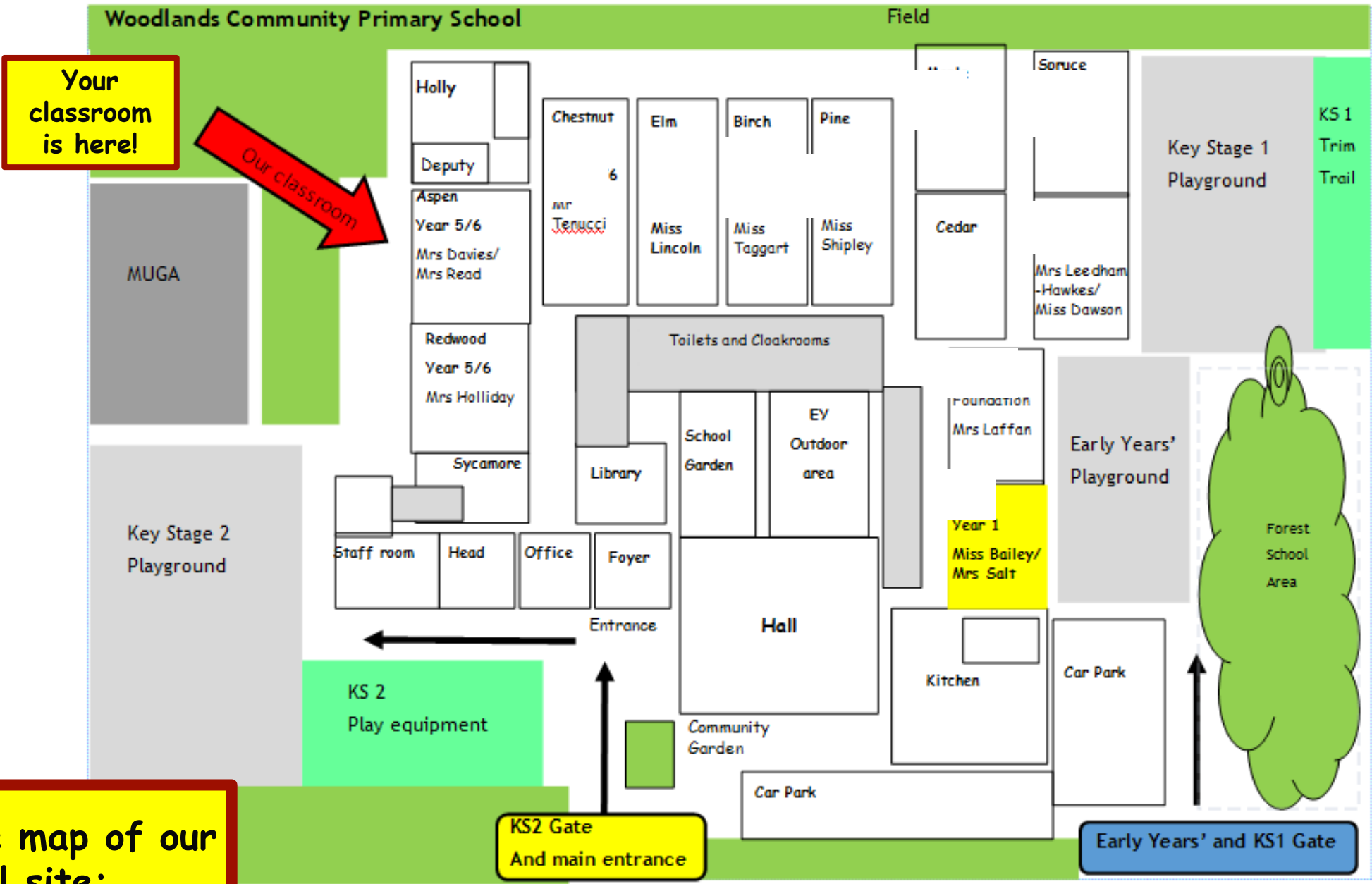
I am really looking forward to being your teacher next year! 😊

Facts about me

- I am the Deputy Headteacher at Woodlands
- I love to make and fix things and solve problems.
- I also love decorating and DIY which really annoys Mr. Read!
- Walking and hiking up mountains and along the coast is how I like to spend my holidays.
- I really enjoy swimming and gardening too.
- Most of all, I love spending time with my children and seeing them grow up.



School Map



Here is the map of our school site:



**Welcome to
Aspen!**

**Come into school through the
KS2 gate and walk towards the
office.**

Yellow Gate


*Registers close 10 minutes
after the class gate time.*

**8:35 Drop off (straight
into class)**

3:15 Leave classes

3:20 Parents Collect

**PLEASE DO NOT WAIT AT THE
GATES**





**Welcome to
Aspen!**

KS2 Gate

*Registers close 10 minutes
after the class gate time.*

**8:35 Drop off (straight
into class)**

3:20 Collect

**PLEASE DO NOT WAIT AT THE
GATES**

**You will come into
school through this
gate.**



Welcome to
Aspen!



You can leave your
bike or scooter here.





Welcome to
Aspen!



Follow this path.




Welcome to Aspen!



Come into school
through this door:



Welcome to
Aspen!




Aspen

Come on in!



Break time!



You will have break on the KS2 playground in the morning and lunchtimes:





Break time!



Our KS2 playground includes the tyre park!



Break time!



Our KS2 playground
includes the *MUGA*!



Break time!

Please bring a **HEALTHY** snack for break times such as a piece of fruit or a healthy bar. Chocolate and sweets are not allowed as snacks at break times.



Timetable

Our timetable will look like this! We have Maths, guided reading and English every morning and our other subjects in the afternoons (these may change depending on the term).

odlands Primary School				Timetable							
Class: Aspen				Term: Summer 2							
40	8.45	9.15	10:00	10:15	10:30	11:00	12:00	1:00	2:00	3:05	
Registration		In Class Assembly			Lunch - Hall in use						
		In Class Assembly				Science recap					
		In Class Assembly				Topic recap					
		Phase Assembly									
		WOW Assembly				Edit and Improve					

We will let you know your PE days on your first day back in September, so you know which day to wear your kit to school!

Houses:

Here are our school houses, named after important people from Tamworth's history.

You will still be in the same house as last year - when you win team points, they all contribute to your team effort!

We will be voting for our new Year 6 House Leaders in September.



Ethelfleda



Grazier



Which house are you in?



Uniform:

- Please wear full school uniform every day.
- Please make sure each item of uniform is clearly labelled with your name.
- Please wear sensible school shoes - no trainers please.



Grey skirts and pinafores are also part of the school uniform.
You can wear red jumpers and cardigans without the school logo.
Please note that leggings are not part of our school uniform.



PE Kit:

- Please make sure you have your PE kit in school on the days you have PE.
- Please make sure each item of kit is clearly labelled with your name.
- Please don't wear earrings on PE days.
- If you have long hair, please tie it back on PE days.



Indoor Kit

- ✓ White T Shirt
- ✓ Black/Navy shorts



Outdoor Kit

- ✓ White T Shirt
- ✓ Black jumper/tracksuit top. (No hoodies)
- ✓ Black Tracksuit bottoms /Joggers.
- ✓ Trainers

You will find out the days when you have PE on your first day back!

W.O.L.F. days



Woodlands Outdoor Learning in the Forest

Children will have at least one whole day of outdoor, woodland learning each half term.

You will be advised of the date for your class the week before.

We ask for £1 contribution on WOLF day to go towards food and resources for the day's activities.

Your child MUST wear appropriate clothing for the activities and weather conditions.

If not dressed appropriately unfortunately, they will not be able to take part in these exciting days.

Appropriate clothing will include:

- A water proof coat
- Long sleeves and trousers (Children MUST have long sleeves and covered legs when near the campfire)
- Outdoor waterproof footwear (Boots, wellies, walking shoes, old trainers etc.)
- A second pair of shoes for when indoors (school shoes, trainers etc.)
- Warm clothing
- A plastic bag to put wet boots/clothes in.

Your child should come to school dressed in their outdoor learning clothes and will stay in them all day.




Every day, please bring:

- A water bottle with your name on
- Your coat
- Your reading book
- Your reading diary
- A school bag to hold all your belongings
- Any homework to return



Bottles in the classroom **MUST** only have water in them. Squash and juice can be in your lunchbox for lunchtime.

We will provide you with all the stationery you need, so please don't bring these into school.



Have a lovely summer
and see you soon!

Mrs Davies & Mrs Read

