



September
2024

Welcome
to Redwood!

Mrs S Holliday

Teacher Profile:

Mrs Gill

Welcome to Redwood!


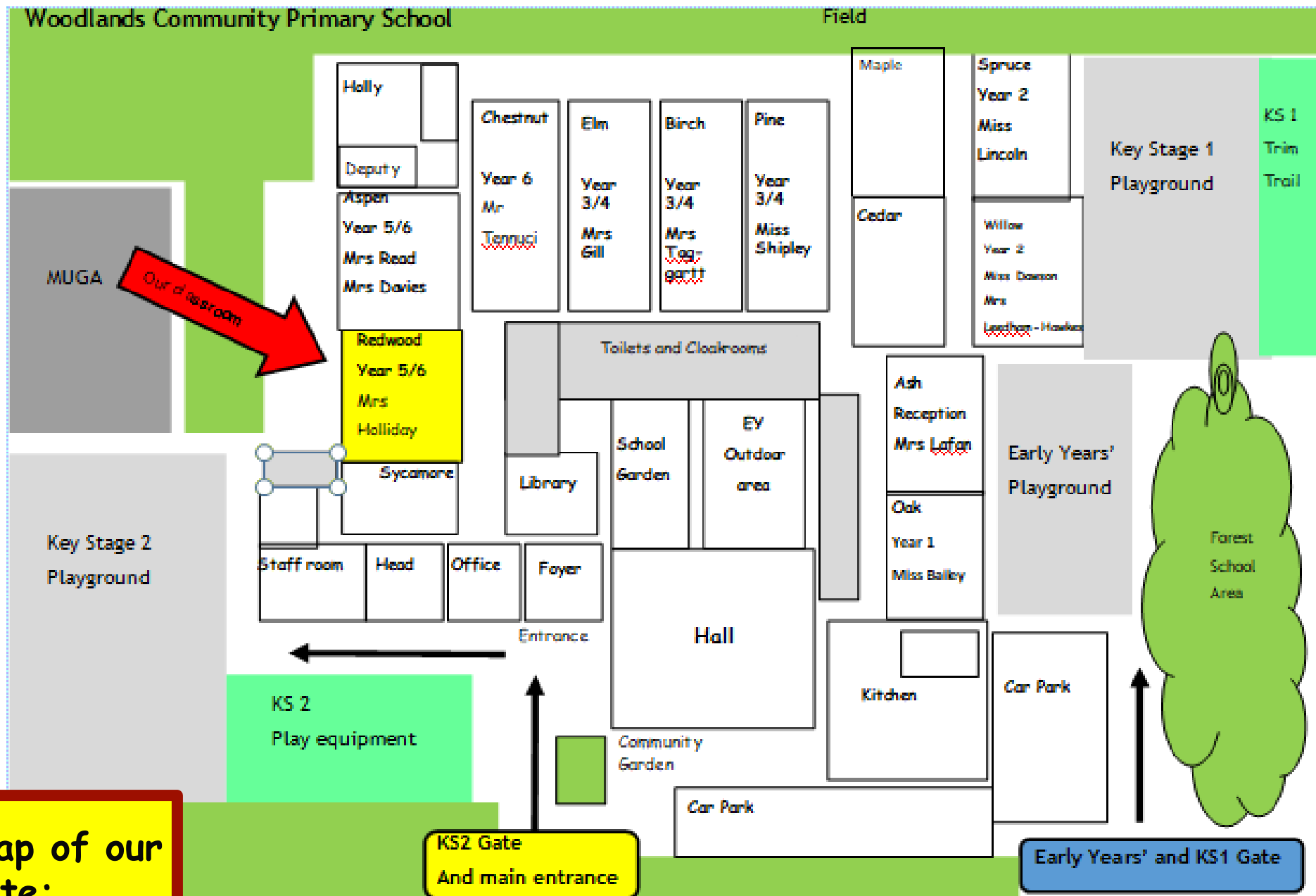
I can't wait to join you in Redwood Class next year. We are going to have an amazing time. 😊

Facts about me:

I am dog obsessed. I have two standard schnauzer dogs - one is a puppy and the other is 2 years old. Their names are Arthur and Arlo. I enjoy being outside taking them walkies near where I live. I love finding out about other people's pets. I have recently started to Park Run, and I really enjoy it especially as it is through a forest which is beautiful. I have a degree from Edinburgh College of Art in architectural glass design and absolutely love creative subjects. I regularly draw in my spare time.




School Map



Here is the map of our school site:



Welcome to
Redwood!



You will come into
school through this
entrance / gate:



Welcome to Redwood!

Come into school through the KS2 gate, walk towards the office and but turn left through this gate:

Starting in autumn, gates and classes will open at 8:35am and register will start at 8:45am.

Learning ends and gates will open at 3:15pm. Children will leave school at 3:20pm





Welcome to
Redwood!



Come through
this gate!

A photograph of a school building with red vertical slat siding and a red metal fence. The fence has a gate that is slightly ajar. The building has a red door with a glass panel and a black mat in front of it. There are green bushes behind the fence. The image is framed by a large yellow pencil graphic that points towards the gate.



Welcome to
Redwood!




You can leave your
bike or scooter here:






Welcome to
Redwood!



Follow this path to
enter the school
building:



Welcome to
Redwood!




Enter the school
through this door.



Welcome to
Redwood!



Keep going down the
corridor.



Welcome to
Redwood!



Room 2



Redwood

Come into our room
through this door:



Break time!



You will play on the
KS2 playground at
breaks and lunchtimes:



The image shows a wide-angle view of a school playground. In the foreground, there is a red metal railing. Beyond it is a paved area with a basketball court. To the left of the court is a grassy area with a raised garden bed. In the background, there are several trees and residential-style buildings under a grey, overcast sky.



Break time!



Our KS2 playground includes the tyre park!



Break time!



Our KS2 playground includes the MUGA!



Timetable

Our timetable will look like this! We have Maths, Reading and English every morning and our other subjects in the afternoons (these may change as we go through the year).

Woodlands Primary School			Timetable								
Class: Chestnut			Term: Summer 2								
	8.40 8.45	10:00	10:15 10:30	11:00	12:00	1:00	2:00	3:05			
M		In Class Assembly	Break and Assembly			Lunch - Hall in use	Edit and Improve 				
T		In Class Assembly					Topic recap 	History 			
W		In Class Assembly					Registration 				
Th		Phase Assembly									
F		WOW Assembly					Science recap 				

We will let you know your PE days on your first day back in September, so you know which day to bring your kit into school!

Houses:

Here are our school houses, named after important people from Tamworth's history.

You will still be in the same house as last year - when you win team points, they all contribute to your team effort!

We will be voting for our new Year 6 House Leaders in September.



Ethelfleda



Grazier



Which house are you in?



Uniform:

- Please wear full school uniform every day.
- Please make sure each item of uniform is clearly labelled with your name.
- Please wear sensible school shoes - no trainers please.



Grey skirts and pinafores are also part of the school uniform. You can wear red jumpers and cardigans without the school logo. Please DO NOT wear leggings for school or as part of your PE kit.

PE Kit:

- Please make sure you have your PE kit in school on the days you have PE.
- Please make sure each item of kit is clearly labelled with your name.
- Please don't wear earrings on PE days.
- If you have long hair, please tie it back on PE days.



Indoor Kit

- ✓ White T Shirt
- ✓ Black/Navy shorts



Outdoor Kit

- ✓ White T Shirt
- ✓ Black jumper/tracksuit top. (No hood)
- ✓ Black Tracksuit bottoms /Joggers.
- ✓ Trainers

You will find out the days when you have PE on your first day back!

W.O.L.F. days



Woodlands Outdoor Learning in the Forest

Children will have at least one whole day of outdoor, woodland learning each half term.

You will be advised of the date for your class the week before.

We ask for £1 contribution on WOLF day to go towards food and resources for the day's activities.

Your child MUST wear appropriate clothing for the activities and weather conditions.

If not dressed appropriately unfortunately, they will not be able to take part in these exciting days.

Appropriate clothing will include:

- A water proof coat
- Long sleeves and trousers (Children MUST have long sleeves and covered legs when near the campfire)
- Outdoor waterproof footwear (Boots, wellies, walking shoes, old trainers etc.)
- A second pair of shoes for when indoors (school shoes, trainers etc.)
- Warm clothing
- A plastic bag to put wet boots/clothes in.

Your child should come to school dressed in their outdoor learning clothes and will stay in them all day.



Every day,
please bring:

- A water bottle with your name on
- Your coat
- Your reading book
- Your reading diary
- A school bag to hold all your belongings



We will provide you with a pencil case and all the stationery you need, so please don't bring these into school.