



September
2020

Welcome
to Redwood!

Miss A. Shipley

Teacher Profile:

Miss Shipley

Welcome to Rewood!

I am really looking forward to being your teacher next year! 😊

Facts about me:

- I really love music and singing
 - I'm from Manchester.
- I like learning about history, especially the Tudors and the Vikings
 - My favourite subject is Science.
 - My favourite colour is purple.
- My favourite sweets are marshmallows and Squashies.
- I have two cats one who is wild (called Martie) and one who is very friendly (called Ella).
 - I am often caught singing to myself in the classroom.



I look forward to reading your 'All About Me' profiles soon!

School Map

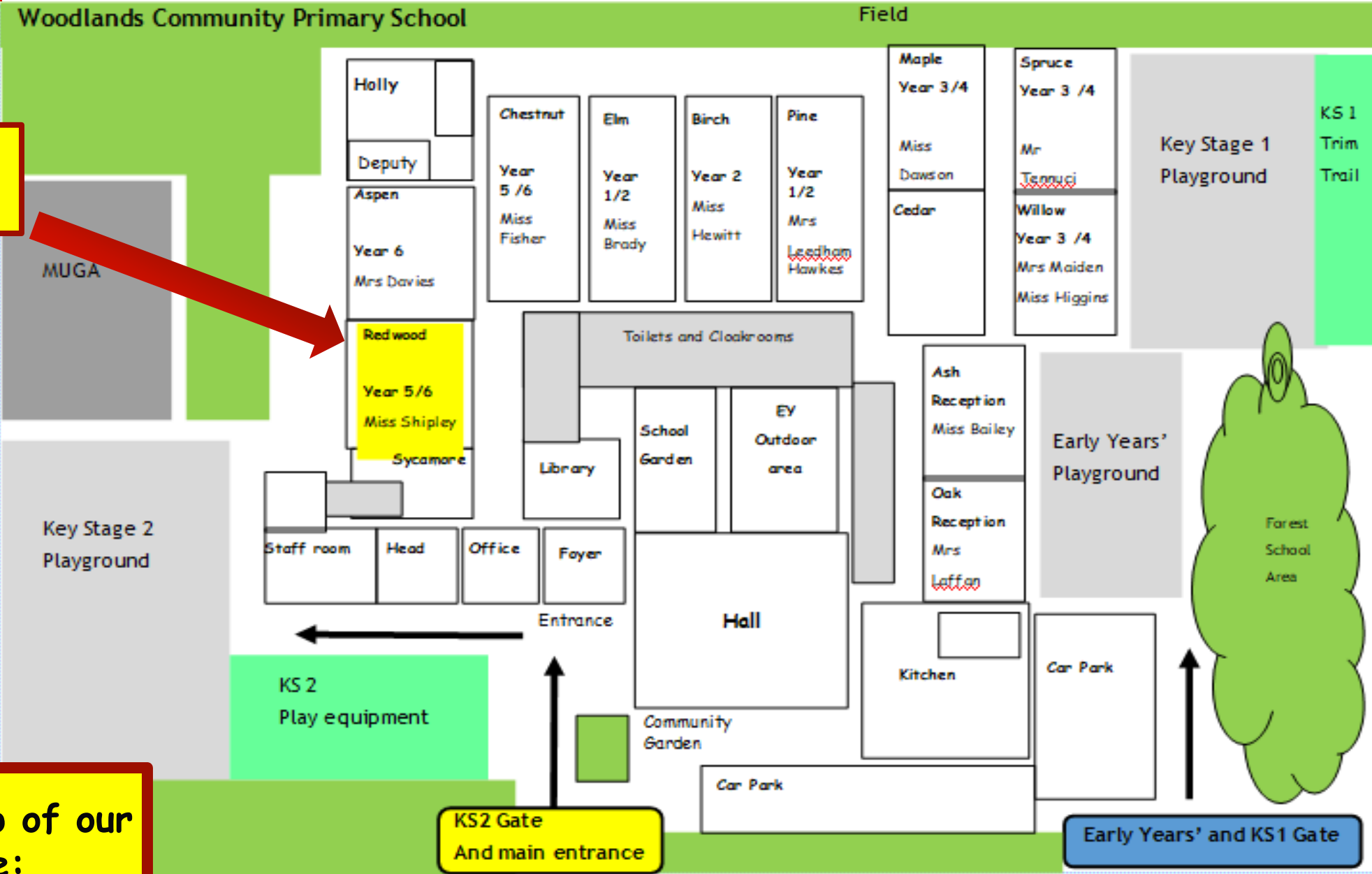
Woodlands Community Primary School

Field


Your classroom is here!



Here is the map of our school site:



Welcome to
Redwood!



You will come into
school through this
entrance / gate:

**Welcome to
Redwood!**

**Come into school through the
KS2 gate, walk towards the
office and but turn left
through this gate:**





Welcome to
Redwood!



Come through
this gate!





Welcome to
Redwood!

You can leave your
bike or scooter here:





Welcome to
Redwood!



Follow this path to
enter the school
building:



Welcome to
Redwood!

Enter the school
through this door.





Welcome to Redwood!



Keep going down the
corridor.



Welcome to
Redwood!

Learning, enjoying, growing together!
The Woodlands
Community
Primary
School
Room 2



Come into our room
through this door:

Redwood



Play time!



You will play on the
KS2 playground at
breaks and lunchtimes:





Play time!



Our KS2 playground
includes the tyre park!





Play time!









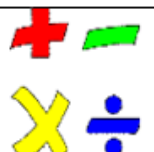





















Our KS2 playground
includes the *MUGA*!



Timetable

Our timetable will look like this! We have Guided Reading, English and Maths every morning and our other subjects in the afternoons.

Woodlands Primary School							Timetable									
Class: Redwood							Term: Autumn 1									
9:00		9:05		9:25		10:20		10:40 10:55		12:00 1:00		2:00		3:10		
M					Registration				Lunch- Hall in use							
T																
W																
Th																
F																

We will let you know your PE days on your first day back in September, so you know which day to bring your kit into school!

Learning Overview: Autumn 1

Here is an overview of what we will be learning during the first half term!

Half Termly Overview – Beast Creator					Year 5/6 Autumn 1			
Week	Week 1 – 2.9.20	Week 2 – 7.9.20	Week 3 – 14.9.20	Week 4 – 21.9.20	Week 5 – 28.9.20	Week 6 – 5.10.20	Week 7 – 12.10.20	Week 8 – 19.10.20
English	All about me theme	Children to write a character/creature description	Children to write a mystery story.	Children to apply reported and direct speech.	Children to write a Newspaper report on a beast entering the school.	Children to write report about own beast.	Children to write a piece of performance poetry.	Children to write a piece of performance poetry linking with the Jabberwocky.
Maths	See separate Medium Term Plan							
Science	All about me theme	Introduced to the life cycles of four significant types of animals: mammals, amphibians, insects and birds.	Children deepen their knowledge about the group of animals called mammals.	Children deepen their knowledge about the group of animals called amphibians.	Children will find out about the life cycles of a variety of insects, identifying some common characteristics including metamorphosis.	Children will find out about the life cycles of a variety of birds, identifying some common characteristics.	Children apply their knowledge and understanding of animal life cycles to an unfamiliar context.	Children apply their knowledge and understanding of animal life cycles to an animal of their choice.
Topic	All about me theme	Whole day creating Beasts with Antony James	Mini-beast hunt around the grounds. Collect specimens. Make maps and plans to show the route taken. Create a key to show where each mini-beast was found.	Create a bug hotel using natural materials to house bugs found in previous lesson. Write a set of instructions to show how they have made the house.	Locate on a world map where the deadliest mini-beasts live. Create a shared large scale world map pinpointing where these beasts live. Create Tom Trumps card and explain their choices.	Create a fact file on their decided deadliest creature from the previous week.	Darwin – look at the evolution of a bug and how it had adapted to its surroundings. Look in detail at the drawings. Choose a deadly beast to draw during the investigations	Children to write a diary entry from the perspective of Darwin.
Art	Taught through Topic Lessons							
Games Netball	All about me theme	Children to throw and catch the ball using different passes	Children to learn the positions played through netball in mini sessions.	Children to learn to correctly score in netball linking with positions from previous week.	Children to learn how to defend in netball using accurate footwork.	Children to learn how to attack in netball using accurate footwork.	Children to play games including an umpire	Children to play games in a mini competition including an umpire
Indoor PE Y6	All about me theme	Explore a range of movements and body shapes. To link a range of movements together fluently.	Identify a range of rotations around a long axis. To link a combination of rotation movements together.	To explore a range of symmetrical and asymmetrical shapes.	To be able to support your own body weight using a variety of caterpillar movements.	To develop an animal routine combining a variety of different shapes, balances and movements.	To adapt a routine to include a piece of small apparatus.	To perform a finished animal sequence in a large group, in front of an audience.
Computing	All about me theme	Internet Safety	Model/display what a VLOG is and the features of VLOG. Discuss and identify the purpose of a VLOG. Why is it important today? Why do people use them	Write script for a VLOG Centre writing on searching/discovering/ describing a mini/mythical beast.	Record VLOG – record several entries in search for beast.	Import and edit video footage on laptops/iPad	Add transitions/writing/ credits to final record VLOG.	Children to watch final Vlog and evaluate.
MFL	All about me theme	Recap all key vocabulary including basic conversation, numbers and colours.	Recap all key vocabulary including basic conversation, numbers and colours.	Learn a song to describe the weather. Introduce new vocabulary adjectives.	Describe the pond animals Bingo speaking and listening. Pronounce new vocabulary.	Describe the garden.	Read and role play activities in the garden.	Listen and match new vocabulary related to rubbish.
PSHE	All about me theme	Children to discuss and share their feelings of being back at school.	Children to discuss anti-social behaviour, stereotypes and communities	Children to understand the importance of self-respect and how this links to their own happiness	Children to investigate the school community (environment, people, shared norms, etc.) and the local community.	Children to explore anti-social behaviour in different environments	Children to explore what a stereotype is, and how stereotypes can be unfair, negative or destructive	Children to understand importance of permission-seeking and giving in relationships with friends, peers and adults.
PSHE – Phrase of the Week	That the Play goes on and you may contribute a verse. What will your verse be?	The best thing about the future is that it only comes one day at a time.	Winners don't quit: quitters don't win.	Arriving at one goal is the starting point for another.	Success is a journey, not a destination.	Mistakes are the porthole to discovery.	A big journey begins with a small step.	Understanding is deeper than knowledge. There are many people who know you, but very few who understand you.

We will provide you with a learning overview each half term.

Houses:

Here are our school houses, named after important people from Tamworth's history.

You will still be in the same house as last year - when you win team points, they all contribute to your team effort!

We will be voting for our new Year 6 House Leaders in September.



Ethelfleda



Grazier



Which house are you in?

Uniform:

- Please wear full school uniform every day.
- Please make sure each item of uniform is clearly labelled with your name.
- Please wear sensible school shoes – no trainers please.



Grey skirts and pinafores are also part of the school uniform. You can wear red jumpers and cardigans without the school logo.

PE Kit:

- Please make sure you have your PE kit in school on the days you have PE.
- Please make sure each item of kit is clearly labelled with your name.
- Please don't wear earrings on PE days.
- If you have long hair, please tie it back on PE days.



Indoor Kit

- ✓ White T Shirt
- ✓ Black/Navy shorts



Outdoor Kit

- ✓ White T Shirt
- ✓ Black jumper/tracksuit top. (No hood)
- ✓ Black Tracksuit bottoms /Joggers.
- ✓ Trainers

You will find out the days when you have PE on your first day back!

Every day,
please bring:

- A water bottle with your name on
- Your coat
- Your reading book
- Your reading diary
- A school bag to hold all your belongings




We will provide you with a pencil case and all the stationery you need, so please don't bring these into school.

Please send us your
'All About Me' profiles !


We can't wait to
hear all about
you!

All About Me

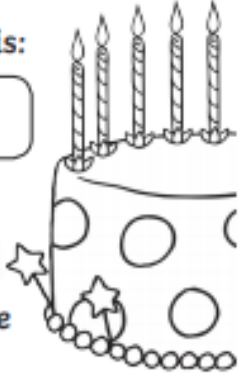


This is me.

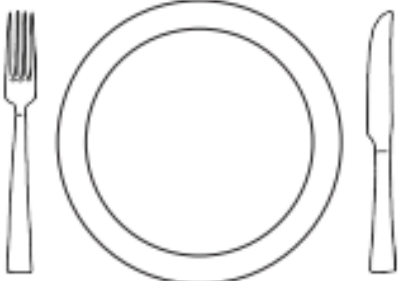
My name is:




My birthday is:




My favourite food is:




My favourite colour is:



My favourite book is:



My favourite television show is:



twinkl

visit [twinkl.com](https://www.twinkl.com)



Have a lovely summer!
See you soon ! ☺