



September
2023



Welcome
to Aspen!

Mrs Davies & Mrs Read



Advice
from an
ASPEN

Be Colorful
Stand Proud
Enjoy the Golden Sun
Celebrate Change
Stick Together
Always See Eye
to Eye
Root for Each Other!

—Don Shanon—



Room 3



Aspen

Teacher Profile:

Mrs Davies
Monday, Tuesday & Wednesday

Welcome to Spruce

I am really looking forward to being your teacher next year! 😊

Facts about me

- I am always singing- including grammar and Maths songs
- I love shopping and animals
- I am always talking about my black Labrador Louie



Teacher Profile:

Mrs Read

Thursday & Friday

Welcome to Spruce

I am really looking forward to being your teacher next year! 😊

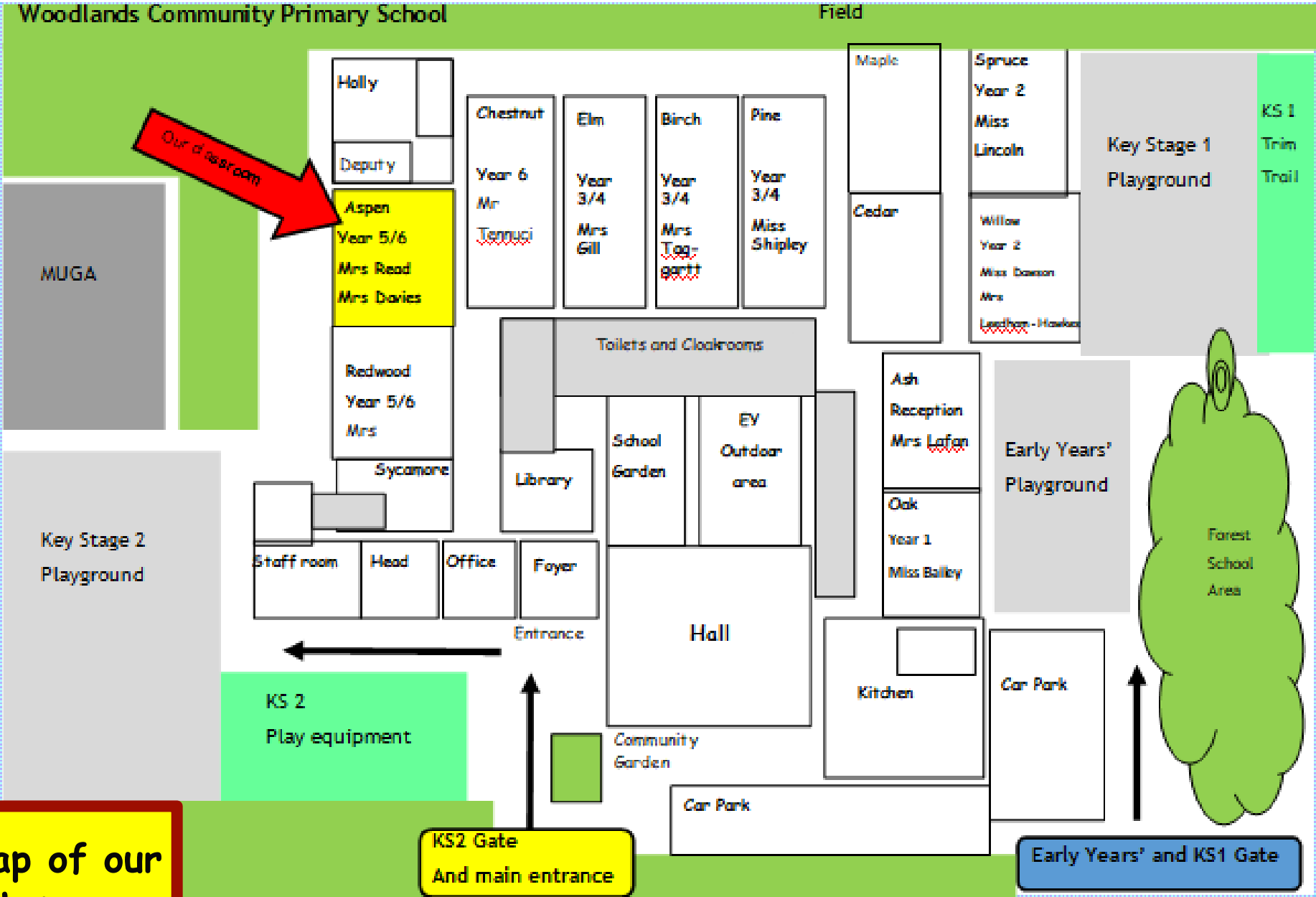
Facts about me

- I am the Deputy Headteacher at Woodlands
- I love to make and fix things and solve problems.
- I also love decorating and DIY which really annoys Mr. Read!
- Walking and hiking up mountains and along the coast is how I like to spend my holidays.
- I really enjoy swimming and gardening too.
- Most of all, I love spending time with my children and seeing them grow up.



School Map

Your
classroom
is here!



Here is the map of our
school site:



**Welcome to
Aspen!**

**Come into school through the
KS2 gate and walk towards the
office.**

Yellow Gate

*Registers close 10 minutes
after the class gate time.*

**8:35 Drop off (straight
into class)**

3:20 Collect

**PLEASE DO NOT WAIT AT THE
GATES**





**Welcome to
Aspen!**

Yellow Gate

*Registers close 10 minutes
after the class gate time.*

**8:35 Drop off (straight
into class)**

3:20 Collect

**PLEASE DO NOT WAIT AT THE
GATES**

**You will come into
school through this
gate.**



Welcome to
Aspen!

You can leave your
bike or scooter here.



Welcome to
Aspen!

Follow this path.


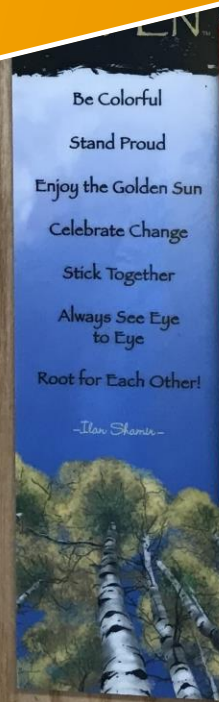


Welcome to Aspen!

Come into school
through this door:



Welcome to
Aspen!



Aspen

Come on in!

A blue banner with the text "Break time!" is positioned in the top left. A large yellow pencil is at the top center. A yellow arrow points from the banner towards the playground photo. A red pencil is at the bottom left.

Break time!

You will have break on the KS2 playground in the morning and lunchtimes:



Break time!

Our KS2 playground
includes the tyre park!



A decorative graphic featuring a blue banner with the text "Break time!" and a yellow pencil pointing towards it. The banner is tilted and has a white shadow. The pencil is yellow with a pink eraser and a sharp lead tip.

Break time!

A decorative graphic featuring a red banner with the text "Our KS2 playground includes the MUGA!" and a yellow pencil pointing towards it. The banner is tilted and has a white shadow. The pencil is yellow with a pink eraser and a sharp lead tip.

Our KS2 playground
includes the *MUGA*!



Break time!

Please bring a **HEALTHY** snack for break times such as a piece of fruit or a healthy bar. Chocolate and sweets are not allowed as snacks at break times.



Timetable

Our timetable will look like this! We have Maths, guided reading and English every morning and our other subjects in the afternoons (these may change depending on the term).

odlands Primary School						Timetable					
ss: Aspen						Term: Summer 2					
40	8.45	9.15	10:00	10:15	10:30	11:00	12:00	1:00	2:00	3:05	
Registration			In Class Assembly	Break and Assembly			Lunch - Hall in use	Registration			
			In Class Assembly						Science recap 		
			In Class Assembly						Topic recap 		
			Phase Assembly						 reading spelling 		
			WOW Assembly						Edit and Improve 	 	

We will let you know your PE days on your first day back in September, so you know which day to bring your kit into school!

Houses:

Here are our school houses, named after important people from Tamworth's history.

You will still be in the same house as last year - when you win team points, they all contribute to your team effort!

We will be voting for our new Year 6 House Leaders in September.



Ethelfleda



Grazier



Which house are you in?

Uniform:

- Please wear full school uniform every day.
- Please make sure each item of uniform is clearly labelled with your name.
- Please wear sensible school shoes - no trainers please.
- No jewellery is to be worn for school except for stud earrings.



Grey skirts and pinafores are also part of the school uniform.
You can wear red jumpers and cardigans without the school logo.

Please note that leggings are not part of our school uniform.



PE Kit:

- Please make sure you have your PE kit in school on the days you have PE.
- Please make sure each item of kit is clearly labelled with your name.
- Please don't wear earrings on PE days.
- If you have long hair, please tie it back on PE days.



Indoor Kit

- ✓ White T Shirt
- ✓ Black/Navy shorts



Outdoor Kit

- ✓ White T Shirt
- ✓ Black jumper/tracksuit top. (No hoodies)
- ✓ Black Tracksuit bottoms /Joggers.
- ✓ Trainers

You will find out the days when you have PE on your first day back!

Every day,
please bring:

- A water bottle with your name on - **ONLY WATER** is allowed in the classroom
- Your coat
- Your reading book
- Your reading diary
- A school bag to hold all your belongings

Bottles in the classroom **MUST** only have water in them. Squash and juice can be in your lunchbox for lunchtime.



We will provide you with all the stationery you need, so please don't bring these into school.



Have a lovely summer
and see you soon!

Mrs Davies & Mrs Read