


The Woodlands Community Primary School

Curriculum Guide for Parents: 2023-24




**At The Woodlands
We value:**



Resilience Empathy Self Awareness Passion Excellence Communication Teamwork

Resilience Empathy Self Awareness Passion Excellence Communication Teamwork



Our Curriculum

Welcome to the Curriculum booklet. This leaflet will explain what each child at The Woodlands Community Primary School learns in each term of the school year.

Here at The Woodlands we have mixed age classes year 1 and 2 , year 3 and 4 etc. Because of this we have a 2 year rolling curriculum so that children have access to all that they need to learn but do not repeat anything when they are in the next year up. The information in this booklet shares on eof the 2 'curriculum cycles'

Our curriculum is split into two main parts:

Core: English, [reading, writing and SPaG] Maths and Science

Foundation : Geography, History, Computing, RE, PSHE, Art, Music, PE, Design Technology, French

English - Reading, Writing, Spelling, Punctuation and Grammar (SPaG).

Teaching and learning in English follows the National Curriculum objectives for Reading, Writing and SPaG [Spelling Punctuation and Grammar].

Each half term, our writing in English is linked to a text from the foundation topic focus.

Guided Reading:

Reading is split into key skills or 'domains' Each reading domain skill is modelled by the teacher, followed by independent activities where the children apply these skills with a different text. The children read with an adult on a weekly basis within school; please support this by reading regularly at home.

Spelling: Spellings rules are taught, practised and applied in class and tested the following week. These weekly spellings can be found in the homework book sent home each half term.

Maths

Teaching and learning in Maths follows the National Curriculum objectives.

We have a strong focus on the core principles of fluency, problem-solving and reasoning and we ensure our learning in Maths is presented in a real-life context so the children understand how it would be used beyond the classroom.

Maths lessons follow the **STAR** framework - See it, Try it, Apply it Reason it.

Times-tables (and division facts) are tested weekly; a practice activity can be found for each week in the half-termly homework booklet.

Science:

Our learning in Science is centred around National Curriculum expectations. Children are encouraged to think critically and work scientifically, making predictions, recording observations and drawing conclusions.

Our Curriculum

Foundation Curriculum :

Our curriculum is broad - children learn a wide variety of subjects, making links in their learning across these subjects.

Our foundation curriculum brings together the teaching of the National Curriculum History and Geography knowledge and skills into a wider theme, which changes each half term.

Science, Art, DT, Music and PSHE are taught separately but are also explored through linked topics where relevant. PE, RE and MFL are taught in a weekly lesson.

Commando Joe 's:

At Woodlands we have incorporated Commando Joe 's RESPECT curriculum into our whole school learning.

As part of this curriculum, children develop characteristics of effective learning and a sense of community and belonging, through learning:

Resilience,

Empathy,

Self -Awareness,

Passion,

Excellence,

Communication

Teamwork (**RESPECT**).









Children learn about key characters throughout history who have shown these characteristics and take part in 'missions '. These are practical activities in which children have to work as a team and solve problems. These are linked to the wider curriculum and reinforce learning, and most importantly, allow the children to demonstrate these skills, communicate effectively and build their self - confidence.

Primary
School

Welcome to...

Reception

<p>Autumn 1</p> 	<p style="text-align: center;">Marvellous Me</p> <p>Who am I? What makes me similar/different to others? How do I grow and change? What are my senses? We also explore the Autumn season.</p> <p><u>Key knowledge and skills:</u></p> <p>Look at similarities and differences between ourselves and others. Explore change in ourselves and in our environment. Look at ways in which we are unique. Exploring personal past and present events and sequence how we change over time. Using topic related vocabulary to describe what we have observed.</p>
<p>Autumn 2</p> 	<p style="text-align: center;">Celebrating Change</p> <p>Does everyone in the World celebrate Christmas? Explore different celebrations from a range of cultures including Diwali, Bonfire night, Christmas and Hanukkah.</p> <p><u>Key knowledge and skills:</u></p> <p>Exploring maps and begin to locate where we live. Comparing our local environment with a contrasting locality. Begin to identify similarities and differences between our own beliefs and the beliefs of others'.</p>
<p>Spring 1</p> 	<p style="text-align: center;">Does Chocolate Grow on Trees?</p> <p>Did Willy Wonka discover chocolate? How is chocolate made? Take a trip around the World as we go from 'Bean to Bar'.</p> <p><u>Key knowledge and skills:</u></p> <p>Exploring maps and locating where we live. Describing similarities and differences of a contrasting locality. Showing care and concern for living creatures and the environment. Asking questions about why things happen and how things work.</p>
<p>Spring 2</p> 	<p style="text-align: center;">Do you Know?</p> <p>Explore different materials and their properties. Can you save Humpty from his fall? Does it float/sink? Can you design a boat for the Three Billy goats? Is it magnetic? A topic full of scientific awe and wonder.</p> <p><u>Key knowledge and skills:</u></p> <p>Exploring similarities differences, patterns and change. Asking questions about why things happen and how things work. Using scientific language to describe what has been observed. Make simple observations of animals and plants and explain why some things happen.</p>
<p>Sum- mer 1</p> 	<p style="text-align: center;">It's a Kind of Magic</p> <p>A topic full of magic and mystery beyond your wildest imagination. Create your own wand, learn a magic trick, mix your very own disappearing potion and write a letter to a genie. What are your 3 wishes?</p> <p><u>Key knowledge and skills:</u></p> <p>Asking questions about why things happen and how things work. Talk about features of their own environment and how it might vary from one to another.</p>
<p>Sum- mer 2</p> 	<p style="text-align: center;">Commotion in the Ocean</p> <p>Take a trip beneath the waves to explore the magnificent creatures that live under the sea? Write a riddle, find Nemo and retell some of the greatest underwater stories ever to be told!</p> <p><u>Key knowledge and skills:</u></p> <p>Explore maps to begin to locate the oceans around the World. Comment and ask questions about some of the things they have observed. Identify similarities and differences between relations to places and living things.</p>

Welcome to... Reception

Woodlands Primary School – Reception Parent Overview

Half Term Themes	Term 1		Term 2		Term 3	
Value	<i>Self awareness</i>	<i>Excellence</i>	<i>Communication</i>	<i>Positivity/Empathy</i>	<i>Resilience</i>	<i>Teamwork</i>
	<i>PSED/TW-History</i>	<i>UW-People and Communities</i>	<i>Literacy/Geog</i>	<i>TW-Science and Technology</i>	<i>EAD/EAD</i>	<i>TW-Geog</i>
Theme Title	Marvellous Me	Celebrating Change	Does Chocolate Grow on Trees	Do you Know?	It's a Kind of Magic	Commotion in the Ocean
English Communication and Language	Speaking and listening Following Instructions Talking partners Talk routines Rhythm and rhyme	Speaking and listening Story language Listen and respond Retelling stories Exploring and developing Vocabulary.	Speaking and listening Asking and answering questions.	Speaking and listening Asking and answering questions. Simple explanations	Speaking and listening Asking and answering questions. Sequencing language	Speaking and listening Giving simple explanations Sequencing events through language
English reading	Phonic Sounds: Twinkl phonics Initial sounds, Oral blending, Reading known stories, Listening to stories with attention and recall. Naming letters of the alphabet.	Phonic Sounds: Twinkl phonics Blending CVC sounds, rhyming, alliteration, Tracking text	Phonic Sounds: Twinkl phonics Rhyming strings, common theme in traditional tales, identifying characters and settings. Digraphs, such as 'th', 'sh', 'ch', 'ee' 'or' 'igh'.	Phonic Sounds Twinkl club phonics Story structure-beginning, middle, end. Innovating and retelling stories to an audience, non-fiction books. Reading longer words.	Phonic Sounds: Twinkl club phonics Non-fiction texts, Internal blending, Distinguishing capital letters and lower case letters. Note correspondences between letters and sounds that are unusual, such as 'do', 'said', 'were'.	Phonic Sounds: Twinkl club phonics Reading simple sentences with fluency. Reading CVCC and CCVC words confidently.
English (Explicit)	BASELINE News Lists Labelling/ Speech bubbles Captions Information	Instructions Postcards Sentence construction Letters Information Lists Cards	Recount - my news Re-telling Fairy Tales Fairy tales Information - alphabetical order Instructions	Pattern and Rhyme-rhyming strings Story openers - Instructions Rhyme Recount-lifecycle	Retell a story Story language Alliteration and rhyme Letters Describing settings	Story openers Retell Letters - addresses Settings Adjectives Riddles-What am I?
Mathematics (Explicit)	Match and sort Comparing amounts Compare size, mass and capacity Exploring pattern Representing 1,2 and 3 Comparing 1,2, and 3	Composition of 1,2 and 3 Circles and triangles Positional language Representing numbers to 5 One more and less Shapes with 4 sides Time	Introducing o Comparing numbers to 5 Composition of 4 and 5 Compare mass Compare capacity 6, 7 and 8	Making pairs Combining 2 groups Length Time 9 and 10 Comparing numbers to 10. Bonds to 10 3D shape pattern	To 20 and beyond Building numbers beyond 10 Counting patterns beyond 10. Spatial reasoning Match rotate and manipulate First, then, now Adding more Taking away Spatial reasoning	Pattern Doubling Halving Even and odd Spatial reasoning Mapping Compose and decompose
UW-The World	Mapping - what I see on my way home. Where do I live? Autumn Human lifecycle	Contrasting localities (Arctic) Winter Where in the World am I? Exploring ice and how it changes. Changing state	Chocolate - where in the world? Rainforest animals. Changing state-Baking a chocolate cake.	Animals and their young Floating and sinking. Growing - planting seeds, Materials-Dissolving/melting-Lifecycles Magnets Recycling Spring	Around the world - the giant redwood tree. Treasure hunt - designing a mauraders map. The 'magic of salt' experiment. Summer Maps	Oceans. - Dissolving and melting. Australia. The Great Barrier Reef. Sea creatures and land animals sorting. Materials

Welcome to...

Reception

UW-Past and present and People, culture and Communities	Who is in my family? How I grow and change. When I was a baby. Body Parts How are my parents different? Harvest Festival	Bonfire night Remembrance Diwali Posting a letter. People who help us-Postman Hanukkah Christmas Nativity	New Year traditions. Incas - Aztecs. Safe strangers Christening Chinese New Year	Easter. Easter memories	Real life people - Darcey Oake, Dynamo. Safe strangers Caring for creation-Islam	The lighthouse keeper stories. Lifeguards/coastguard Weddings
EAD Art/DT	Self portraits Collage-Face Tiger collage Seasons craft Owl babies art Skeleton collage	Firework Art Diva lamp Polar art (Clay animals) Using technology to create a picture Polar bear texture art	Design and create a new setting (Pencil) Mosaics Rainforest art (oil pastel)	Observation drawing Billy Goat design and build a boat. Butterfly art	Magic milk art/colour exploration. Weaving-Dreamcatchers Paper weaving	Handprint ocean art. Collage-coral Jellyfish craft Filter paper art (colour mixing) Create Mini beach art
EAD-Music	Music:- Charanga Pat a cake/ Five Little Ducks	Music/Charanga: -Nursery Rhymes Wind the Bobbin Up Rock a bye baby	Music/Charanga: -Nursery Rhymes - -Five Little Monkeys Twinkle Twinkle -Old MacDonald	Music/Charanga: -Nursery Rhymes -Incy Wincy Spider -Baa Baa Black Sheep Row Row... Hokey Cokey	Music-Big Bear Funk	Music- <i>Can I use the language of music? pulse</i>
PD	Self care- Changing for PE Washing and drying hands Crossing the road Finding space Ball skills-rolling and trapping Scissor skills Pencil grip and control	Self care- Keeping safe on Bonfire Night Moving to music Copying moves. Moving safely around space. Experimenting with different movements. Ball skills-Sending and receiving. Scissor skills Pencil grip and control Letter formation	Self care- Oral hygiene Healthy eating Moving to music Copying moves. Moving safely around space. Experimenting with different movements. Ball skills Catching Scissor skills Pencil grip and control Letter formation	Moving safely around space. Experimenting with different movements. Ball skills-Sending and receiving. kicking Scissor skills Pencil grip and control Letter formation	Self care- Stranger danger Moving safely around space. Experimenting with different movements. Ball skills-Sending and receiving. kicking Dribbling Scissor skills Pencil grip and control Letter formation	Self care- Getting lost-safe strangers sea safety Experimenting with different movements. Ball skills-Sending and receiving. Throwing at a target Catching Changing body shape. Climbing Dribbling
PSHE SCARF Themes matching whole school	<u>Me and My Relationships</u>	<u>Valuing Difference</u>	<u>Keeping Myself Safe</u>	<u>Rights and Responsibilities</u>	<u>Being My Best</u>	<u>Growing and Changing</u>