



September  
2024



Welcome  
to Elm!



Miss Lincoln



Learning, enjoying and growing together  
The Woodlands  
Community  
Primary  
School

**Room 5**



Elm




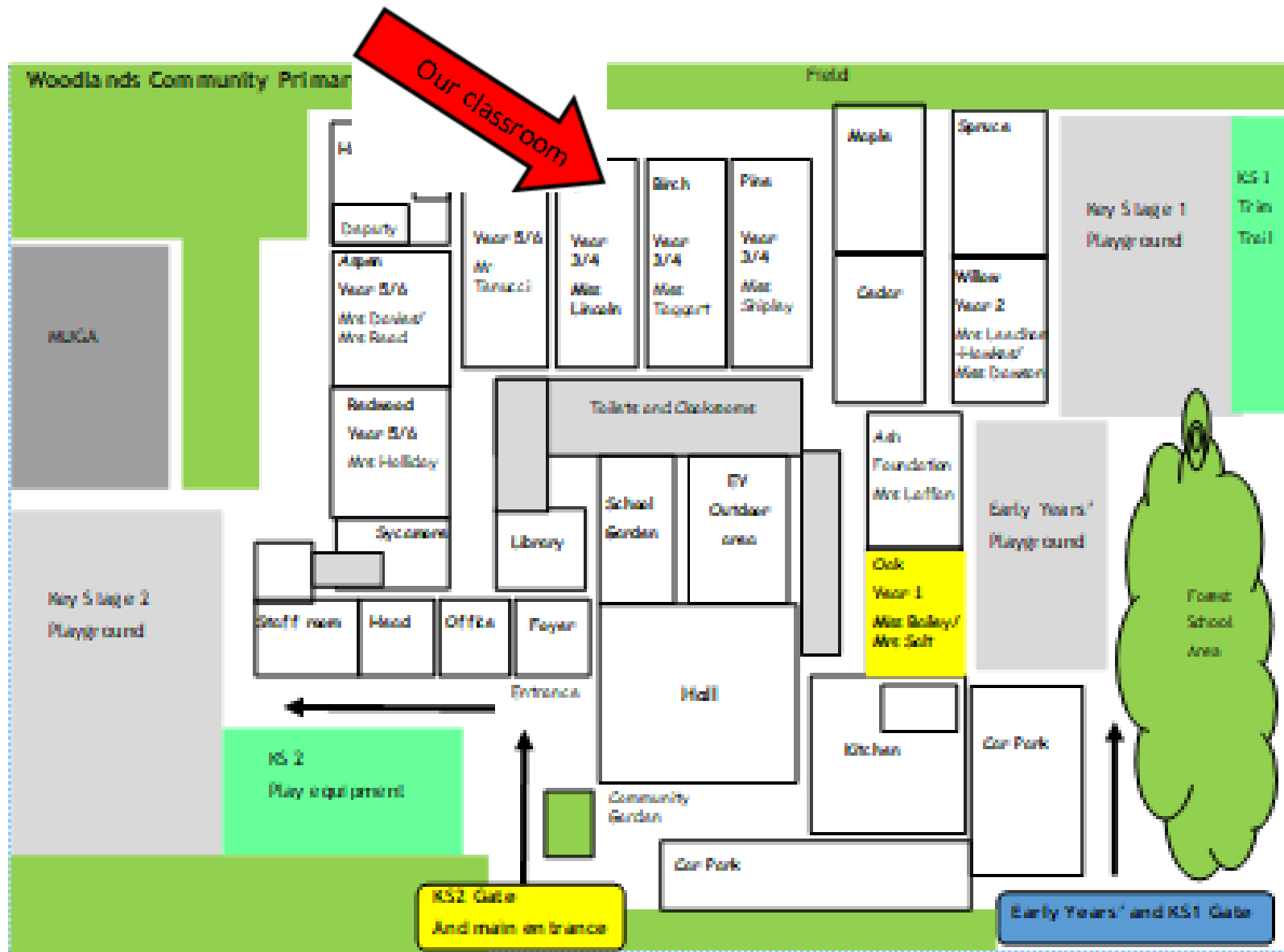
# Teacher Profile:

## Miss Lincoln

- I have been teaching for 20 years and I love it!
- I have a dog called Dilly and I love going for long walks with her.
- I enjoy indoor climbing and paddle boarding in my spare time.
- I have a passion for books and reading!



# School Map



Here is the map of our school site:

Welcome to Elm!

Welcome to  
The Woodlands

You will come into  
school through this  
entrance / gate:





Welcome to Elm!



Come into school  
through this gate:

A photograph of a school entrance. In the foreground, there is a red metal gate with vertical bars and decorative finials. Behind the gate is a green hedge. To the right, there is a red building with a red door and a window. The building has a red awning over the entrance. The ground is paved. The image is framed by a yellow border that looks like a pencil stroke.



Welcome to Elm!



You can leave your  
bike or scooter here.





Welcome to Elm!



Follow this path.





Welcome to Elm!




Come into school  
through this door:







Break time!



You will have break on the KS2 playground in the morning and lunchtimes:



Break time!

Please bring a **HEALTHY** snack for break times such as a piece of fruit or a healthy breakfast bar. Chocolate and sweets are not allowed as snacks at break times.



# Gate Times:

Starting in autumn, gates and classes will open at 8:35am and register will start at 8:45am.

Learning ends and gates will open at 3:15pm. Children will leave school at 3:20pm

# Timetable:

This is an example of what our timetable may look like. We have Guided Reading, English and Maths every morning and our other subjects in the afternoons.

| Woodlands Primary School |                     |      |  |       |  | Timetable            |  |       |            |       |  |       |  |       |  |      |  |      |  |
|--------------------------|---------------------|------|--|-------|--|----------------------|--|-------|------------|-------|--|-------|--|-------|--|------|--|------|--|
| Class: Elm               |                     |      |  |       |  | Term: Summer 2 DRAFT |  |       |            |       |  |       |  |       |  |      |  |      |  |
| 8.40                     |                     | 8.55 |  | 9.15  |  | 10:15                |  | 10:30 |            | 11.00 |  | 11.55 |  | 12.45 |  | 1.15 |  | 2.00 |  |
| M                        | Motivation Monday   |      |  | Break |  |                      |  |       |            |       |  |       |  |       |  |      |  |      |  |
| T                        | This Week Tuesday   |      |  | Break |  |                      |  |       | Humanities |       |  |       |  |       |  |      |  |      |  |
| W                        | Collective Worship  |      |  | Break |  |                      |  |       |            |       |  |       |  |       |  |      |  |      |  |
| Th                       | Thoughtful Thursday |      |  | Break |  |                      |  |       |            |       |  |       |  |       |  |      |  |      |  |
| F                        | WOW                 |      |  | Break |  |                      |  |       |            |       |  |       |  |       |  |      |  |      |  |

We will let you know your PE days on your first day back in September, so you know which day to bring your kit into school!

# W.O.L.F. days



## Woodlands Outdoor Learning in the Forest

Children will have at least one whole day of outdoor, woodland learning each half term.

You will be advised of the date for your class the week before.

We ask for £1 contribution on WOLF day to go towards food and resources for the day's activities.

Your child **MUST** wear appropriate clothing for the activities and weather conditions.

If not dressed appropriately unfortunately, they will not be able to take part in these exciting days.

### Appropriate clothing will include:

- A water proof coat
- Long sleeves and trousers (Children **MUST** have long sleeves and covered legs when near the campfire)
- Outdoor waterproof footwear (Boots, wellies, walking shoes, old trainers etc.)
- A second pair of shoes for when indoors (school shoes, trainers etc.)
- Warm clothing
- A plastic bag to put wet boots/clothes in.

Your child should come to school dressed in their outdoor learning clothes and will stay in them all day.



# Houses:

Here are our school houses, named after important people from Tamworth's history.

You will still be in the same house as last year - when you win team points, they all contribute to your team effort!

We will be voting for our new Year 6 House Leaders in September.



Ethelfleda



Grazier



Which house are you in?



# Uniform:

- Please wear full school uniform every day.
- Please make sure each item of uniform is clearly labelled with your name.
- Please wear sensible school shoes - no trainers please.



Grey skirts and pinafores are also part of the school uniform. You can wear red jumpers and cardigans without the school logo.



# PE Kit:

- Please make sure you have your PE kit in school on the days you have PE.
- Please make sure each item of kit is clearly labelled with your name.
- Please don't wear earrings on PE days.
- If you have long hair, please tie it back on PE days.



**Indoor Kit**

- ✓ White T Shirt
- ✓ Black/Navy shorts



**Outdoor Kit**

- ✓ White T Shirt
- ✓ Black jumper/tracksuit top. (No hood)
- ✓ Black Tracksuit bottoms /Joggers.
- ✓ Trainers

You will find out the days when you have PE during your first week in September.



# Every day, please bring:

- A water bottle with your name on
- Your coat
- Your reading book
- Your reading diary
- A school bag to hold all your belongings



**We will provide you with a pencil case and all the stationery you need, so please do not bring these into school.**



Have a lovely summer  
and see you soon!

Miss Lincoln 😊

Year Three & Four